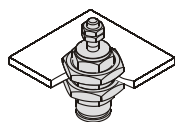
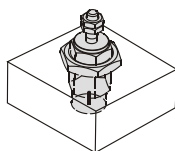




Mounting style



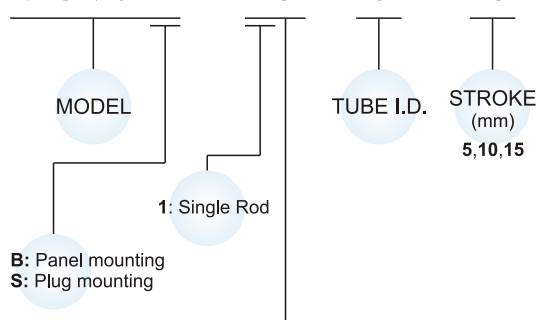
B: Panel mounting style





S: Plug mounting style

Order example

MCMJPB — 15 — 6 — 15



STYLE

Code	Symbol	Description
1 0		Single acting / Normally returned without thread
1 5		Single acting / Normally returned male thread

Features

- A short stroke miniature cylinder with a shorter overall length.

The installation space can be significantly reduced because this cylinder can be recessed directly into a machine body or installed on a panel. Thus, the machines can be made more compact.

Specification

Model		MCMJPB	MCMJPS
Acting type		Single acting	
Tube I.D. (mm)		6, 10, 15	
Medium		Air	
Max. operating pressure		0.07 MPa	
Min. operating pressure	φ 6	0.2 MPa	
	φ 10,15	0.15 MPa	
Proof pressure		1 MPa	
Ambient temperature		-5~+60°C (No freezing)	
Available speed range		50~500 mm/sec	
Lubricator		Not required	

※ All this product line is w/o magnet.

Table for standard stroke

Tube I.D.	Stroke (mm)
φ 6,10,15	5,10,15

Spring retracting force

(N)

Tube I.D.	Extended position	Retracted position
φ 6	3.92	1.42
φ 10	5.98	2.45
φ 15	10.80	4.41

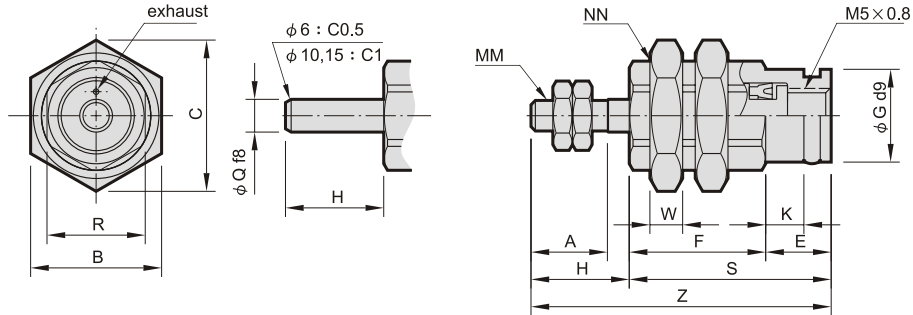
Theoretical force

(N)

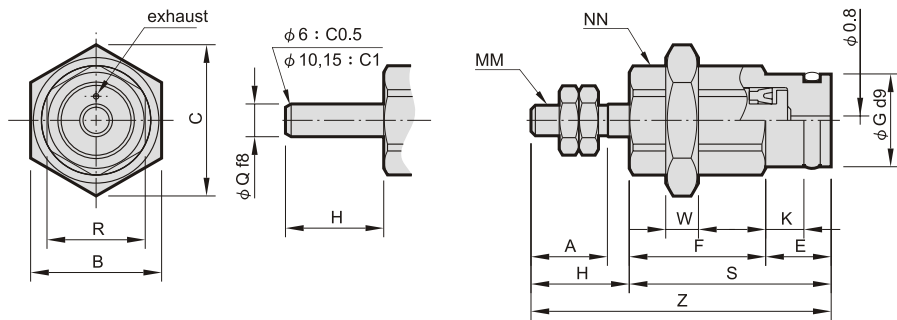
Tube I.D.	Operation direction	Operating Pressure (MPa)		
		0.3	0.5	0.7
φ 6	OUT	4.56	10.2	15.9
	IN	1.42		
φ 10	OUT	17.6	33.3	49.0
	IN	2.45		
φ 15	OUT	42.2	77.5	113
	IN	4.41		

PEN CYLINDERS

MCMJPB

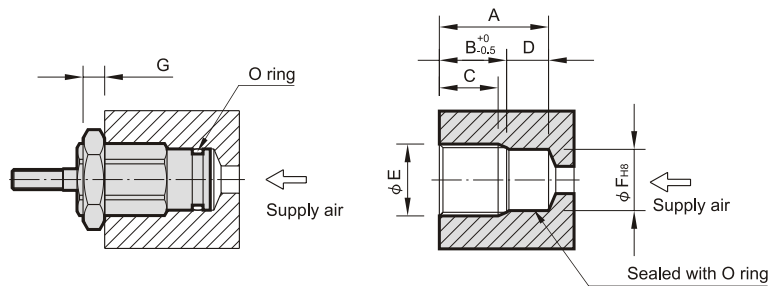
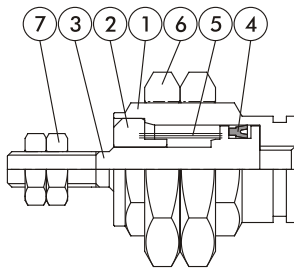


MCMJPS



Code Tube I.D.	A	B	C	E	F			G	H	K	MM	NN	Q	R	S			W	Z		
					5st	10st	15st								5st	10st	15st		5st	10st	15st
6	7	12	13.9	6	12.5	19.5	26.5	8.5	9	3.5	M3×0.5	M10×1.0	3	9	18.5	25.5	32.5	3	27.5	34.5	41.5
10	10	19	22	6	14.5	21	28	12	12	3.5	M4×0.7	M15×1.5	5	13	20.5	27	34	4	32.5	39	46
15	12	27	31	7	16.5	22.5	29	19	14	4.2	M5×0.8	M22×1.5	6	20	23.5	29.5	36	5	37.5	43.5	50

Inside structure & Parts list



When plug mounting

Maching dimension for mounting

No.	Part name	Material		
		6	10	16
1	Body	Copper		
2	Cover	Copper		
3	Piston rod	Stainless steel		
4	Piston packing	NBR		
5	Spring	SWP		
6	Nut	Copper	Carbon steel	
7	Rod front nut	Carbon steel		

Tube I.D.	Code Stroke	A	B	C	D	E	F	G
6	5	16	12.5	10	3.5	M10×1.0	8.5	3
	10	23	19.5	17				
	15	30	26.5	24				
10	5	17	13.5	10.5	3.5	M15×1.5	12	4
	10	23.5	20	17				
	15	30.5	27	24				
15	5	19	14.5	11.5	4.5	M22×1.5	19	5
	10	25	20.5	17.5				
	15	31.5	27	24				